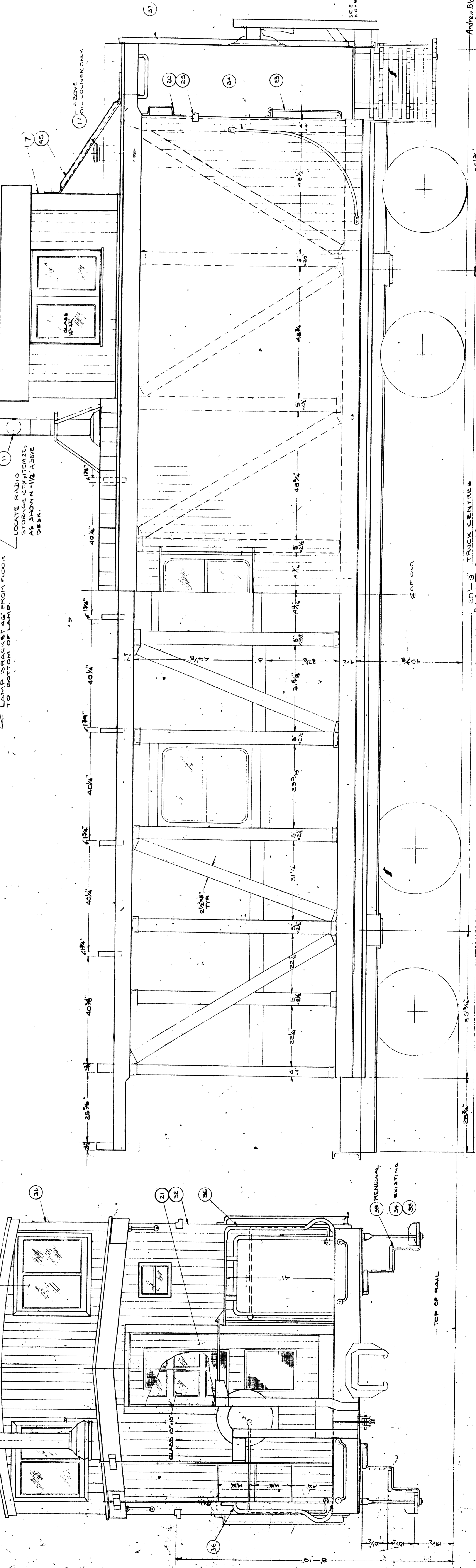
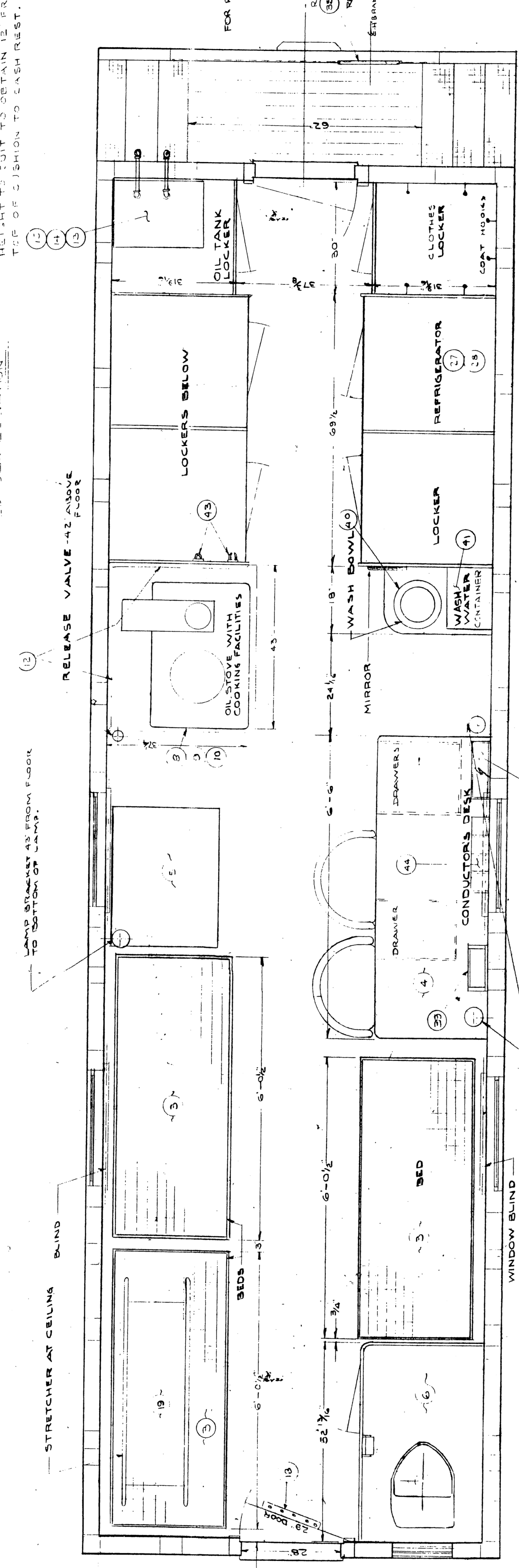
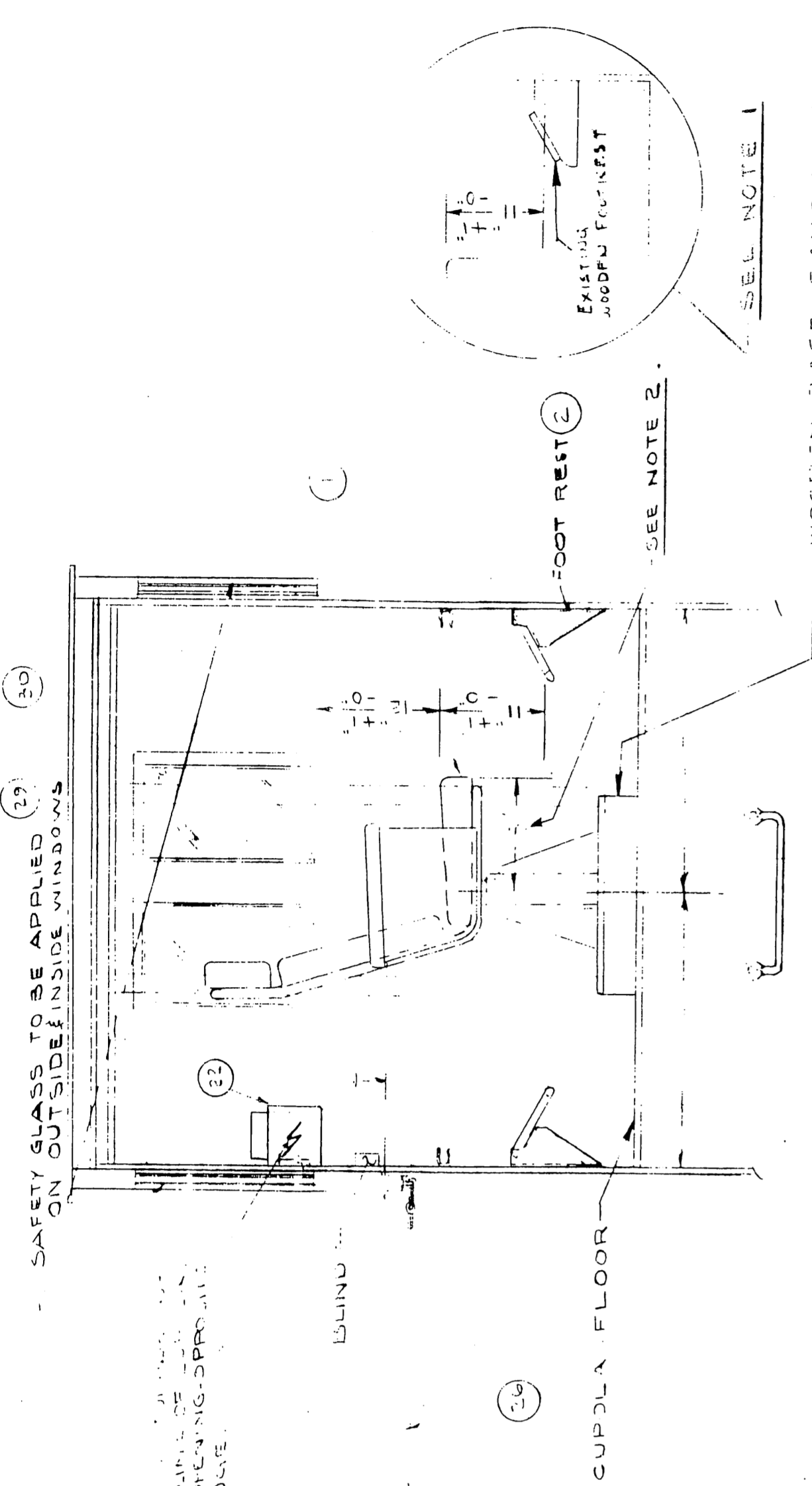


NOTES:
 1-IF IN 2 1/2" GROSS SPACING, 4" HIGHER, FOOTRESTS SHOULD BE STAINLESS STEEL, BUT BE LOCATED TO DIMENSION SHOWN.
 2-CUSHION CENTER TO FRONT EDGE OF CUSHION IS 3" IN DIMENSION. DIMENSIONS TO BE MODIFIED.
 3-OTHER CHAIRS SHOULD BE SO MODIFIED.

FOR CHAIR TO DWG. SH-38556 (STYLE II),
 FOR ORIGINAL CHAIRS, FIX ROTATION FRONT OF CUSHION TO WALL ONLY, & LOCATE AS CLOSE AS POSSIBLE TO WALL.



ITEM 22
 MAY 5 1950, DIV. FOR CUPOLA CHAIR, ITEM 22
 40.4.1.2.234
 CHANGED, WAS 1978
 NOTES REGARDING ABOVE
 F
 28-37118
 REVISED

CANADIAN NATIONAL RAILWAYS
 EQUIPMENT DESIGN DEPARTMENT
 OFFICE OF CHIEF OF MATERIAL

SUBJECT: FLOOR PLAN FOR UP-DATING CUPOLAS BUILT UNDER C.P.R. UNIT 13-21

REFERENCE: SH-24526

NO.	MATERIAL	DESCRIPTION	QTY
1	SH-24526	CUPOLA CHAIR	1
2	SH-24526	FOOT REST	2
3	SH-24526	BEDS	3
4	SH-24526	CONDUCTOR'S DESK	4
5	SH-24526	FIXED TABLE	5
6	SH-24526	TOILET INSTALLATION	6
7	SH-24526	OIL BURNING HEATER	7
8	SH-24526	OIL TANK	8
9	SH-24526	OIL TANK DRAIN PAN	9
10	SH-24526	OIL HEATER PIPING	10
11	SH-24526	OIL TANK STAND	11
12	SH-24526	CONDENSERS	12
13	SH-24526	GLASS VENT DETAIL	13
14	SH-24526	MARKER JAMP	14
15	SH-24526	REIN. ANGLE	15
16	SH-24526	CUPOLA SLIDING WINDOW	16
17	SH-24526	CUPOLA RIVED WINDOW	17
18	SH-24526	DRIP PAN-REFER.	18
19	SH-24526	REFRIGERATOR	19
20	SH-24526	MARKER JAMP	20
21	SH-24526	MARKER JAMP	21
22	SH-24526	MARKER JAMP	22
23	SH-24526	MARKER JAMP	23
24	SH-24526	MARKER JAMP	24
25	SH-24526	MARKER JAMP	25
26	SH-24526	MARKER JAMP	26
27	SH-24526	MARKER JAMP	27
28	SH-24526	MARKER JAMP	28
29	SH-24526	MARKER JAMP	29
30	SH-24526	MARKER JAMP	30
31	SH-24526	MARKER JAMP	31
32	SH-24526	MARKER JAMP	32
33	SH-24526	MARKER JAMP	33
34	SH-24526	MARKER JAMP	34
35	SH-24526	MARKER JAMP	35
36	SH-24526	MARKER JAMP	36
37	SH-24526	MARKER JAMP	37
38	SH-24526	MARKER JAMP	38
39	SH-24526	MARKER JAMP	39
40	SH-24526	MARKER JAMP	40
41	SH-24526	MARKER JAMP	41
42	SH-24526	MARKER JAMP	42
43	SH-24526	MARKER JAMP	43
44	SH-24526	MARKER JAMP	44
45	SH-24526	MARKER JAMP	45

SAFETY COMPLIANCE TO CONFORM TO CANADIAN STANDARDS. REFER TO CANADIAN STANDARDS FOR LETTERING & NUMERALS. SEE DWG. SH-24112 P. D. 4.

WOODEN BASE SAME DIMENSIONS AS STEEL BASE PLATE IN DWG. HEIGHT IS TO OBTAIN 12" FROM TOP OF CUSHION TO CASH REST. SEE NOTE 1

EXISTING ASPHALT FLOORING

Andrew Blackburn Collection

ITEM 22
 MAY 5 1950, DIV. FOR CUPOLA CHAIR, ITEM 22
 40.4.1.2.234
 CHANGED, WAS 1978
 NOTES REGARDING ABOVE
 F
 28-37118
 REVISED